




Google TV™ device

**SET-TOP BOX  
MAG555**



QUICK REFERENCE GUIDE

*Please read the user manual before operating the TV box*



### **WARNING!**

- Presence of live parts inside the device! Do not open. Risk of electric shock! No parts should be repaired by users.
- Place the device on a flat, firm and stable surface. Do not put it on a carpet or rug.
- Place the device in a well-ventilated location to prevent the accumulation of internal heat.
- Protect the device from high temperatures, humidity, water and dust.
- Do not place any objects near your device that may damage it (e.g. liquid-filled objects or candles).
- Do not mix old and new batteries and do not mix alkaline, standard (carbon-zinc) or rechargeable (ni-cd, ni-mh, etc.) batteries.
- Risks of explosion if the battery is replaced by an incorrect type:
  - replacement of a battery with an incorrect type that can defeat a safeguard (for example, in the case of some lithium battery types)
  - disposal of a battery into fire or a hot oven, or mechanically crushing or cutting of a battery, that can result in an explosion
  - leaving a battery in an extremely high temperature surrounding environment that can result in an explosion or the leakage of flammable liquid or gas
  - a battery subjected to extremely low air pressure that may result in an explosion or the leakage of flammable liquid or gas.
  - Dispose of Used Batteries According to the Instructions.
- Operating Temperature: 0°C~40°C
- For AC/DC Adapter, the socket outlet must be near the equipment and shall be easily accessible.

## Regulatory information

---

### UK

This equipment has been tested and found to comply with the essential requirements of the following Regulations: The Radio Equipment Regulations 2017, The Electrical Equipment (Safety) Regulations 2016, Electromagnetic Compatibility Regulations 2016. This product is in accordance with The Waste Electrical and Electronic Equipment Regulations 2013.

Hereby, Telecommunication Technologies LLC declares that MAG555 with the radio equipment type 802.11 b/g/n/ac is in compliance with the Radio Equipment Regulations 2017. The full text of the declaration of conformity is available at the following internet address: [www.infomir.eu/eng/support/declarations](http://www.infomir.eu/eng/support/declarations)

This device is certified for indoor deployment only in the 5150-5350 MHz band. Do not install or use this device outdoors in that frequency in the UK.

### EU

This equipment has been tested and found to comply with the essential requirements of the following Directives: 2014/30/EU, 2014/35/EU, 2014/53/EU, 2009/125/EC, 2011/65/EU. This product is in accordance with Directive WEEE 2012/19/EU.

Hereby, Telecommunication Technologies LLC declares that MAG555 with the radio equipment type 802.11 b/g/n/ac is in compliance with the 2014/53/EU Directive.

The full text of the EU declaration of conformity is available at the following internet address: [www.infomir.eu/eng/support/declarations](http://www.infomir.eu/eng/support/declarations)

This device is certified for indoor deployment only in the 5150-5350 MHz band. Do not install or use this device outdoors in that frequency in the European Union.

### FCC

This equipment has been tested and found to comply with the limits for a Class B digital device, pursuant to Part 15 of the FCC Rules. These limits are designed to provide reasonable protection against harmful interference when the equipment is operated in a residential installation. This equipment generates, uses and can radiate radio frequency energy and, if not installed and used in accordance with the instruction manual, may cause harmful interference to radio communications. However, there is no guarantee that interference will not occur in a particular installation. If this equipment does cause harmful interference to radio or television reception, which can be determined by turning the equipment off and on, the user is encouraged to try to correct the interference by one or more of the following measures:

- Reorient or relocate the receiving antenna.
- Increase the separation between the equipment and receiver.
- Connect the equipment to an outlet on a circuit different from that to which the receiver is connected.

## Regulatory information

---

- Consult the dealer or an experienced radio/TV technician for help.

### **FCC Caution:**

This device complies with Part 15 of the FCC Rules. Operation is subject to the following two conditions:

1) this device may not cause harmful interference, and 2) this device must accept any interference received, including interference that may cause undesired operation.

### **CAUTION:**

Unauthorized antennas, modifications, or attachments could damage the device and violate FCC regulations. Changes or modifications not expressly approved by responsible party could void the user's authority to operate the equipment.

### **FCC Radiation Exposure Compliance (only for MAG555):**

This equipment complies with radio frequency (RF) exposure limits set forth by the Federal Communications Commission for an uncontrolled environment. This transmitter must not be co-located or operating in conjunction with any other antenna or transmitter.

This equipment must be installed and operated in accordance with provided instructions and the antenna(s) used for this transmitter must be installed to provide a separation distance of at least 20 cm from all persons.

**CAUTION!** Any changes or modifications not expressly approved by the party responsible for compliance could void the user's authority to operate the equipment. This device is certified for indoor deployment only in the 5150 – 5250 MHz band. Do not install or use this device outdoors in that frequency in the United States.

### **IC Statement:**

This device contains licence-exempt transmitter(s)/receiver(s) that comply with Innovation, Science and Economic Development Canada's licence-exempt RSS(s). Operation is subject to the following two conditions:

- (1) This device may not cause interference.
- (2) This device must accept any interference, including interference that may cause undesired operation of the device.

L'émetteur/récepteur exempt de licence contenu dans le présent appareil est conforme aux CNR d'Innovation, Sciences et Développement économique Canada applicables aux appareils radio exempts de licence. L'exploitation est autorisée aux deux conditions suivantes :

## Regulatory information

- 1) L'appareil ne doit pas produire de brouillage;
- 2) L'appareil doit accepter tout brouillage radioélectrique subi, même si le brouillage est susceptible d'en compromettre le fonctionnement.

### Radiation Exposure Statement:

The device meets the exemption from the routine evaluation limits in section 2.5 of RSS 102 and compliance with RSS-102 RF exposure, users can obtain Canadian information on RF exposure and compliance.

Le dispositif rencontre l'exemption des limites courantes d'évaluation dans la section 2.5 de RSS 102 et la conformité à l'exposition de RSS-102 rf, utilisateurs peut obtenir l'information canadienne sur l'exposition et la conformité de rf.

This transmitter must not be co-located or operating in conjunction with any other antenna or transmitter. This equipment should be installed and operated with a minimum distance of 20 centimeters between the radiator and your body.

Cet émetteur ne doit pas être Co-placé ou ne fonctionnant en même temps qu'aucune autre antenne ou émetteur. Cet équipement devrait être installé et actionné avec une distance minimum de 20 centimètres entre le radiateur et votre corps.

The device for operation in the band 5150–5250 MHz is only for indoor use to reduce the potential for harmful interference to co-channel mobile satellite systems;

Les dispositifs fonctionnant dans la bande 5150-5250 MHz sont réservés uniquement pour une utilisation à l'intérieur afin de réduire les risques de brouillage préjudiciable aux systèmes de satellites mobiles utilisant les mêmes canaux.

This device complies with RSS 247 of Industry Canada. This Class B device meets all the requirements of the Canadian interference-causing equipment regulations.

Cet appareil numérique de la Classe B respecte toutes les exigences du Règlement sur le matériel brouilleur du Canada.

*MAG555 SHOULD BE INSTALLED AND OPERATED WITH A MINIMUM DISTANCE OF 20 CENTIMETERS BETWEEN THE RADIATOR AND YOUR BODY.*



The crossed-out wheeled bin symbol indicates that all electrical and electronic products and batteries must be collected separately at the end of their working life. Do not dispose of these products with unsorted municipal waste; take them for recycling. For information on the nearest recycling point, please contact your local waste authority.

# Warranty

## Warranty term

### Europe, MEASA and Oceania:

2 years from date of sale (but not more than 2,5 years from manufacture date).

### The USA, Americas, Ukraine and other regions:

1 year from date of sale (but not more than 1,5 years from manufacture date).

See the date of manufacture at «Product Information» section. By virtue of the present Coupon, the absence of defects in manufacturing of the product and its compounds is warranted for a year-term counted since date of sale. If during the mentioned warranty term the defects of materials or operation of product will be found, the product would be repaired or its defective parts would be replaced free of charge in the warranty processing center with compliance with warranty conditions.

**NOTE:** IF YOU APPLY TO THE WARRANTY PROCESSING CENTER, HOLD ON TO THE WARRANTY SERVICE COUPON AND THE PRODUCT INFORMATION PROVIDED IN THIS INSTRUCTION MANUAL.

## Warranty Service Coupon (to be filled in by a shop-assistant)

Date of Sale: \_\_\_\_\_

Seller: \_\_\_\_\_

Address of Seller: \_\_\_\_\_

\_\_\_\_\_

Place of Stamp

I have no claims as to appearance and package contents.

I accept the warranty conditions.

Signature of Customer: \_\_\_\_\_

Manufacturer:

Telecommunication Technologies LLC

1 Mytna Square, Odesa, 65026, Ukraine

## Warranty processing centers

---

### **Europe:**

ZLS Services GmbH  
Hamburger Allee 56  
60486, Frankfurt am Main, Germany  
Tel.: +49 6196 204 83 18  
e-mail: warranty@infomir.com

### **UK:**

ZLS Services GmbH  
Hamburger Allee 56  
60486, Frankfurt am Main, Germany  
Tel.: +49 6196 204 83 18  
e-mail: warranty@infomir.com

### **The USA and Latin America:**

Infomir USA  
174 Bay 49th Street  
Brooklyn, NY 11214 USA  
Tel: +1 (631) 833-4207  
e-mail: sales@infomirusa.com

### **Canada:**

Infomir USA  
174 Bay 49th Street  
Brooklyn, NY 11214 USA  
Tel: +1 (631) 833-4207  
e-mail: sales@infomirusa.com

### **MEASA and Oceania:**

INFOMIR F.Z.E  
Warehouse J1-28  
Sheikh Rashid Bin Saeed Al Maktoum  
Street, Ajman Free Zone, 45573, Ajman,  
UAE  
Tel: +971 6 740 37 55  
Email: warranty@infomir.com

### **Ukraine:**

Telecommunication Technologies LLC  
4/D, Nebesnoi Sotni Avenue  
Odesa, 65121, Ukraine  
Tel: +38 048 759 09 00  
e-mail: warranty@infomir.com

### **Manufacturer:**

Telecommunication Technologies LLC  
4/D, Nebesnoi Sotni Avenue  
Odesa, 65121, Ukraine  
Tel: +38 048 759 09 00  
e-mail: sales@infomir.com

## Warranty conditions

---

1. The present warranty is only valid if the defective product is provided with properly filled in Warranty Service Coupon. If date of sale is not pointed, the warranty term is counted since date of the product manufacturing which is defined under serial number. Warranty processing center reserves the right to refuse free warranty service and parts replacement in case the mentioned above documents are not presented or the filled in it information is not complete or unreadable.
2. The present warranty does not enable the right for compensation and cover of loss received as a result of rearrangement of the product.
3. The present warranty is invalid if model or serial number of the product is altered, erased, removed or unreadable, or warranty seal is broken.
4. The present warranty does not cover the following:
  - 4.1. Any adaptations and alterations with the aim of perfection and widening of the common scope of the product application specified in the Manual.
  - 4.2. Devices and accessories not specified in the "Product Information" section.
  - 4.3. The batteries for the remote control included with the set-top box.
  - 4.4. Damage caused in result of:
    - a) Improper maintenance including but not limited by following:
      - (1) use of the product not according to its intended purpose or Manual;
      - (2) mounting and maintenance of the product in conditions not corresponding to safety standards and regulations valid in the country of use;
      - (3) incorrect software installation provided by service operator.
    - b) Repair performed by not authorized service centers or dealers;
    - c) Accidents, lightning stroke, flood, fire, incorrect ventilation;
    - d) Transporting excluding cases when it is carried out by warranty processing centers;
    - e) Faults of system in which the present product had been using.
5. These warranty conditions do not intend to restrict or limit in any way statutory rights of customers which may not be altered in some jurisdictions and other customers' rights which may arise out of any agreements with third parties, provided that nothing contained in such agreements states or implies that the manufacturer or manufacturer affiliates assume any obligations or liabilities other than those expressly stipulated in this Warranty Service Coupon.

While maintaining warranty liabilities on product repair or replacement, Manufacturer takes no responsibilities for personal data safety, including logins, passwords, paid or free subscriptions, settings, portals, media files, content and software installed or set up by Customer or other third parties.



# Copyrights and Trademarks

---

## Notice of Copyright

**Telecommunication Technologies LLC.** All rights reserved. The Information contained herein is the property of Telecommunication Technologies LLC (the Company). Not any part hereof can be copied, reprinted, transferred, retyped, saved in search engine, modified or translated into any other language, including computer one, nor sublicensed in any way, whether electronic, mechanical, magnetic, optical, chemical, manual or other one, without prior written consent by the Company Manager responsible for the Product. Any Illegal use of the materials contained herein, by any person, will lead the person to the responsibility for the Company's damages.

## Software Notes

**READ CAREFULLY:** WHEN USING THE SOFTWARE WITH YOUR DEVICE, YOU HEREBY AGREE WITH EVERY CLAUSES OF THE PRIVACY POLICY. IF YOU DO NOT AGREE WITH THE TERMS AND CONDITIONS OF THE PRIVACY POLICY, YOU SHOULD IMMEDIATELY STOP USING THE DEVICE.

## License provision. Limitations

According to this Privacy Policy, Telecommunication Technologies LLC provides you with a non-exclusive and non-transferable license, with no right to sublicense, for use of all software and documents with the product only. You recognize and acknowledge that Telecommunication Technologies LLC may regularly renew, change or extend the product software features. You therefore confirm that:

- a) You shall not make attempts to change, extend, decompile, disassemble, redesign, or otherwise attempt to access the software source code, and you not allow third-parties to do likewise.
- b) You shall not make attempts to delete or upload the product software.

## Ownership

The Manufacturer and the Manufacturer's own licensors keep all the rights constituting ownership, including patent, copyright trademark, and other intellectual property for the Software; and any improvement and modification of the Software. You recognize and acknowledge that the license according hereof does not grant you ownership for the Software but only restricted right of use It according to provisions of the Privacy Policy.

## Warranty for the Software

To the maximum extent according to applicable law, the Company does not make any submission and declines any and all warranties, whether express or implied, as to the Software, including, with no limitations, any implied demand warranties,

## Copyrights and Trademarks

---

correspondence to target destination, abuse of rights of third parties, neither those being result of interrelations or result of commerce. The Company does not guarantee the Software will be free of defects or errors; that any defects or errors will be corrected, or any function abilities of the Software will meet all your requirements.

### Compliance



Инфомир, Infomir, MAG are the trademarks of Infomir.

Google TV is the name of this device's software experience and a trademark of Google LLC. Google, YouTube and other marks are trademarks of Google LLC.

Manufactured under license from Dolby Laboratories. Dolby, Dolby Audio and the double-D symbol are trademarks of Dolby Laboratories Licensing Corporation.

HEVC Advance covered by one or more claims of the patents listed at Patent Lists - <https://accessadvance.com/advance-patent-lists/>.

The terms HDMI, HDMI High-Definition Multimedia Interface, HDMI Trade dress and the HDMI Logos are trademarks or registered trademarks of HDMI Licensing Administrator, Inc.

Netflix is a trademark of Netflix, Inc.

All brands contained herein are trademarks of their respective owners.

## Terms of using

---

### **Safe and Efficient Using**

Device does not contain harmful or hazardous substances.

### **Accessories**

Use the accessories supplied with your arrangement or recommended by the manufacturer only. Using of the accessories which are not supplied or not sanctioned by the manufacturer may be dangerous for the User or do harm to the arrangement operation. Using of the not appropriate accessories eliminates guarantees of the product therewith.

### **Water and Moisture**

To avoid damage that can cause ignition of the present product or lesion to the User with electrical current, the product and its accessories should not be undergone with any liquids, rain or high moisture. Do not use the present product in the places where it may be exposed to the contact with a liquid or vapor.

## The Product Unpacking and Installation

---

After the product extraction out of the package it is necessary to handle it with care, do not drop, shake it and afford other influence. The product is designed for horizontal allocation onto a flat surface if not otherwise specified by the manufacturer. The product is intended for use indoors.

- Do not place the product onto slippery surface, in place where it may be exposed to vibration or hazard to drop and other possible risks to the product to be damaged which may cause invalidation the product warranty.
- Do not leave the product on soft surfaces such as rugs, beds, etc. The absence of an air gap between the body of the set-top box and the surface can lead to overheating and void the warranty.
- Do not locate the product into the furniture in case of vacant clearance around the product is not provided for the sufficient product ventilation.
- Do not place the product where it may be exposed to direct sunlight, or next to open fires and convectors.
- Do not place the product on surfaces that may, when in operation, cause the product to get warm, for instance, on a video record player or amplifier, and do not put anything on the top of the shell as well.
- Do not cover the product.
- Objects containing liquids, such as vases, plant pots are not to be placed next to or on the product.
- Do not touch or move the product during its operation.
- Switch off the product if you need to shift it.

The power supply cord is to be put to prevent its deformation and jamming and touching it as well. The power supply cord is not to be laid under the carpets or blocked with anything where any damage may not be noticed.

### Power supply unit

The product should be used with power supply unit provided by the manufacturer only. The power supply unit is fitted out with plug which is intended for connecting to socket in your country usage. In case of the necessity in the product connecting in other country or in the region with other data of electric circuit the power supply unit adopted for use in the specified area should be received from the manufacturer.

### Operation

The outer power supply unit of the product is getting warm in operation. In case of outer power supply unit gets hot, switch off promptly and get in touch with the equipment supplier for its replacement.

---

### **Protection from atmospheric electricity or not using for a long time**

On coming the thunderstorm and also in case of the product is intended to be in no use for a long time, disconnect the power supply cord out of socket, switch off Ethernet, video and audio cables. It is to protect the product from thunder discharges and power surges in the circuit.

### **The Arrangement Designation**

The product is intended to select digital audio & video channels from transport streams, decode and display them on TV. Any other use is prohibited. It means Telecommunication Technologies LLC insists on the product usage in entirely accordant to the law of copyright. The compliance with the specified laws leaves on conscience of the user. The unauthorized copying of the protected materials or spreading of the specified copies under definite conditions may violate the law of copyright and is to be previously adopted by possessor of the rights for the further commercial use.

### **Updating the Software**

The product entails the capability of automatic software updating. The manufacturer reserves the right for automatic software updating to improve the product functional capability. When the software is updating, the product should not be used and/or switched off until the update is complete. Updating can take up several minutes and once complete you shall be able to continue to enjoy all the delights of digital television services.

## Product Care

---

### **Maintenance of Product**

The product should not be disassembled. The tries of the disassembling of the product may be dangerous for your life and for serviceability of the product. The self-supporting disassembling invalidates you the product warranty. The maintenance should be affected by qualified specialists in the warranty processing centers only. The product possesses protective sealing. Breaking or changing of the mentioned sealing invalidates guarantee of the product.

### **Cleaning**

The product and accessories should be rubbed with dry cloth or tissue only. To ensure safety, before shell cleaning switch the power supply off the alternative current socket. The shell may be cleaned from persistent spots with a slightly wet cloth or cleaning tissue. Do not use cleaner or polish, benzyl, solvents, abrasive items, liquid or aerosol detergent means for the product and accessories cleaning.

# Specifications

---

## Basic Parameters

SoC: Amlogic S905Y4-B (with Dolby Audio)

CPU: ARM Quad 64-bit Cortex-A35

DRAM: DDR4 2GB

Flash: eMMC 16GB

Graphics: ARM Mali-G31 MP2 GPU

OpenGL ES3.2, Vulkan1.1 and OpenCL2.0

HDR: HDR 10, HLG, HDR10+

OS: Google TV™

DRM: Widevine

Resolution: Up to 4Kp60

## Network

Ethernet: RJ45 Interface 10M/100M adaptive

Wi-Fi: 2 x 2 MIMO Wi-Fi 2.4GHz/5GHz 802.11a/b/g/n/ac

Bluetooth: 5.0 or higher

## Frequency band

Bluetooth: 2402MHz – 2480MHz

2.4G Wi-Fi: 2412MHz – 2472MHz

5GWi-Fi: 5150MHz – 5250MHz, 5250MHz – 5350MHz, 5470MHz – 5725MHz, 5725MHz – 5850MHz,

RF Effective Isotropic Radiated Power, EIRP:

2.4GWi-Fi: EIRP<20dBm

Bluetooth: EIRP<20dBm

5GWi-Fi:

- 5150-5250MHz: EIRP<23dBm
- 5250–5350MHz: EIRP<20dBm
- 5470-5725MHz: EIRP<20dBm
- 5725–5850MHz: EIRP<13.98dBm

**WARNING:** This device complies with relevant RF radiation exposure limits when positioned at least 20cm away from your body.

## Video Codecs

AV1 MP-10@L5.1 up to 4K\*2K@60fps, VP9 Profile-2 up to 4K\*2K@60fps, H.265/HEVC MP-10@L5.1 up to 4K\*2K@60fps, H.264/AVC HP@L5.1 up to 4K\*2K@30fps, MPEG-2 MP/HL up to 1080P@60fps, other codecs on request

## Audio Codecs

AAC-LC & AAC-HE, MPEG-1 Layers 2, 3, Dolby Digital

# Specifications

---

## Container

\*.mkv, \*.mpg, \*.mpeg, \*.dat, \*.mov, \*.mp3 and \*.ogg

## Physical Characteristics

Power Supply: External 12.0V/1.0 A

Power Consumption: 12W Max

Operating Temperature: 0 °C to 40 °C

Operating Humidity: 5%~85% Non-condensing

Size (W\*D\*H): 106mm x 106mm x 23.5mm

## Interface

Digital Video: HDMI 2.1 with HDCP

Network: RJ45 LAN

Digital Audio: S/P DIF

Peripheral Interface: 2 x USB2.0

Power Interface: DC in, Power button

Other: IR Receiver, Power Indicator, Reset

## Power supply Interface

Connector: DC cylindrical 1.35 mm × 3.5 mm

Type: center plus.

Input: 12 V

## Package Contents

Power Adapter: 1 x Power Adaptor

HDMI: 1 x HDMI 2.0 Cable

User Manual: 1 x Quick Guide

Battery: 2 x "AAA" Batteries

Remote Control: 1 x Bluetooth and IR Remote Control

**NOTE:** SPECIFICATIONS ARE SUBJECT TO CHANGE WITHOUT NOTICE. INFOMIR RESERVES THE RIGHT TO REVISE THIS PUBLICATION AND TO MAKE CHANGES IN ITS CONTENT FROM TIME TO TIME BY POSTING NEW SPECIFICATIONS AND OTHER CONTENT AT [WWW.INFOMIR.EU](http://WWW.INFOMIR.EU)



## Accessory List



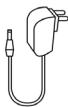
TV Box x1



Remote Control x1  
Battery x2



User Manual x1



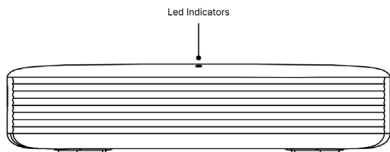
Power Adapter x1



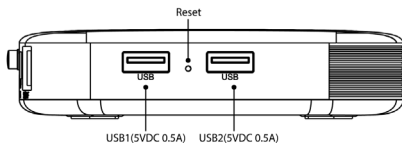
HDMI Cable x1

## Hardware Structure

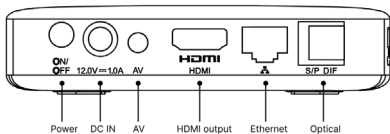
### Front Panel



### Left Side Panel

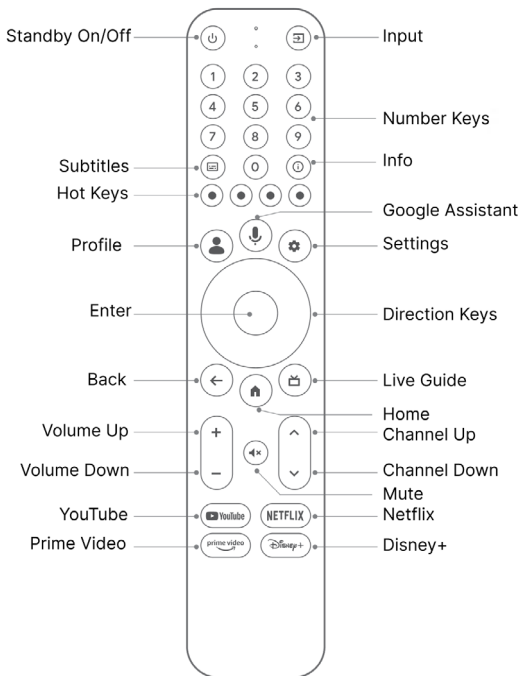


### Back Panel



# Remote Control

---



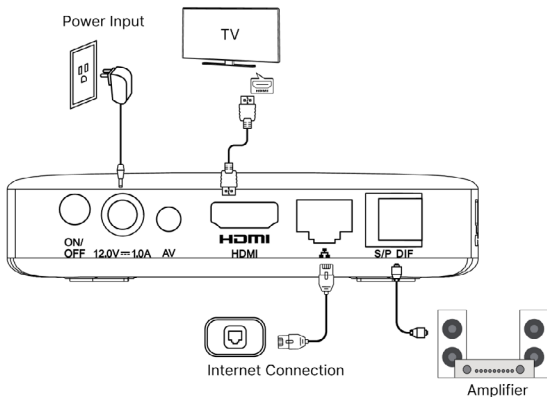
## Instructions

- **Indicator Light:** Pressed any keys and indicator light flashes and the indicator will flashes quickly when the voltage is low.
- **Bluetooth Pairing:** Pressed the "Home + Back" keys together on your Remote Control for 10 seconds.
- **Google assistant:** Press the Google Assistant button and use your voice to search what's on now, change channels, control your TV, open apps, and more.

## System Connection

Please refer to below instructions to connect TV, Power, Network and other devices.

**NOTE:** PLEASE TURN OFF ALL EQUIPMENT BEFORE CONNECTING.



### Step1: Connection with TV

Connect HDMI cable to HDMI port of the TV box and TV set.

### Step2: Connection with network

The TV box supports both Ethernet and Wi-Fi connections.

Ethernet: Use the Ethernet cable to connect the LAN port of the TV box and the port of the home broadband network.

Wi-Fi: Select your Wi-Fi network & key in the password.(After the machine is powered on, go to «Settings» → «Network & Internet».)

### Step3: Connection with Power

Connect the power adapter to the TV box. After power is on, it can start automatically.

### Step4: Set up your device

Follow the on-screen to set up your device.

## Troubleshooting

---

- **No display after power on?**

Confirm your device connected to the TV well and set the correct HDMI Input from your TV configuration.

- **TV has images but no sound?**

Make sure your TV is not in mute and low volume.

- **Fail to connect to network?**

Make sure the Ethernet cable is properly connected. Make sure Wi-Fi is functional and your box has a strong enough signal from your router.

- **Remote Control Failure?**

- Replace the battery of the remote control with a new one, and make sure it is placed in the correct polarity.
- Make sure the remote control is within the range of the TV box.
- Go to the Setting menu to unpair and re-pair the remote control.

- Please use our accessories to avoid any risk.